

Compatible with all cars

Thule WingBar works with the Thule Rapid foot system:



Thule Rapid System 751



Thule Rapid System 753




Thule Rapid System 754



Thule Rapid System 757



Thule Rapid System 775

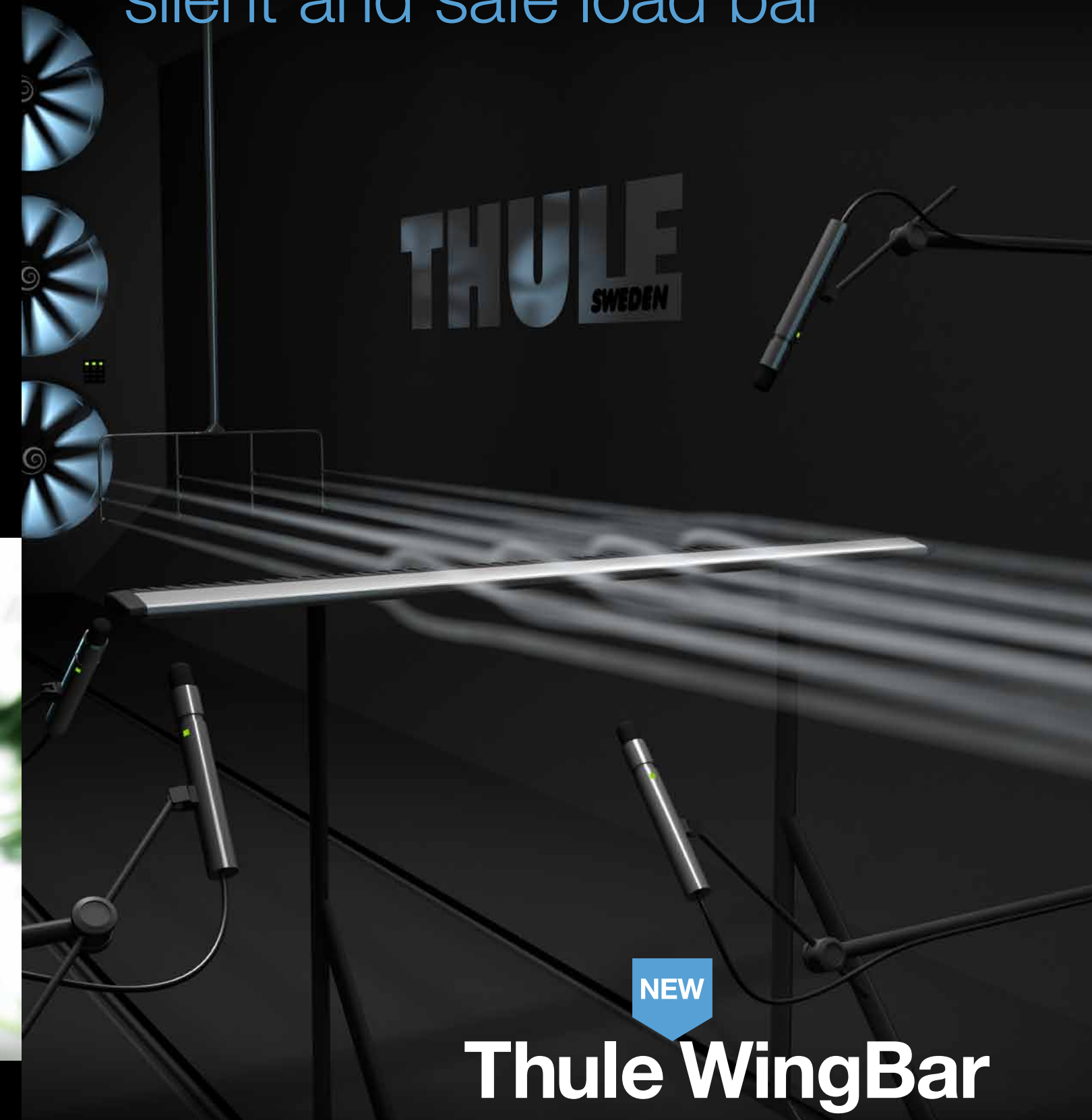


Thule 951

See our FitGuide at thule.com for specific fitting information for almost every car.

Thule WingBar work perfect with all Thule box fixation systems and for use of Thule accessories use the T-track adapters that are included in a majority of all Thule products. However for some Thule products you need to complement with a special T-track adapter For example the Thule Hull-a-Port/Pro (adapter 886) and the Thule FreeRide 532 (adapter 889-2).

Upgrade to the most silent and safe load bar



NEW

Thule WingBar

Not only is the Thule WingBar safe, stylish and aerodynamic, it's also quite. In fact, it's so quiet some owners will forget its mounted altogether. Others will take full advantage of it and get out there biking, kayaking or skiing — the Thule WingBar will be a truly active lifestyle enabler.

We put it to the test in our wind tunnel

And it showed a result of 13 dB lower noise than the old Thule AeroBar. So how little is that? Well decibels are hard to explain. The scale is logarithmic. Every three decibels means double the sound energy. So, 13dB would mean half of half of half of half. It produces only 6% of the original bars sound energy. Basically noiseless.

Smart Thule features



Lightweight aluminium.



T-track for fast mounting.



WindDiffuser™




WingPlug™



SmartList™




TrailEdge™



Smoothly bended for a roof curved fit.

90%

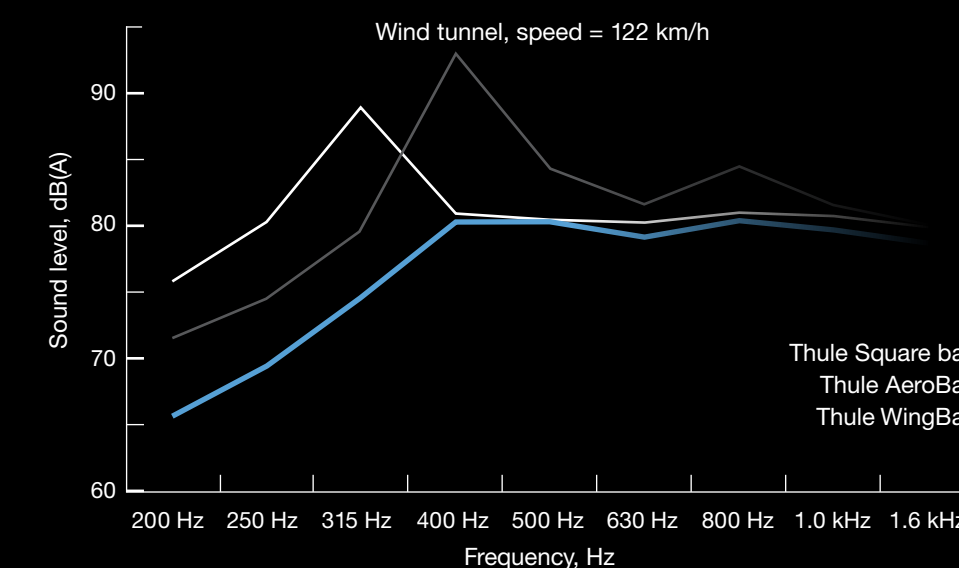
lower sound energy than Thule AeroBar



55% dragforce reduction vs Thule AeroBar

-13 dB

Lower than Thule AeroBar — this means 90% less sound energy



5 års garanti
years warranty
Jahre Garantie
ans de garantie

5 Year warranty

Accessories

Thule is the world leader in car loading and transporting accessories. Our complete range comprises, roof boxes, bike racks, ski racks, kayak holders etc. More than 100 products for your customers every need. Safety and quality are our most important product developing keywords right up there beside easy to mount and style.

For further information on Thule accessories and their systems for fixation, check out the Thule product catalogue or thule.com, where you also can find product demo videos.

Thule WingBar is one of the safest roof racks on the market. City Crash approved for 100kg according to ISO Norm.

CITY CRASH

Complies with ISO norm